



## 1000 Museum

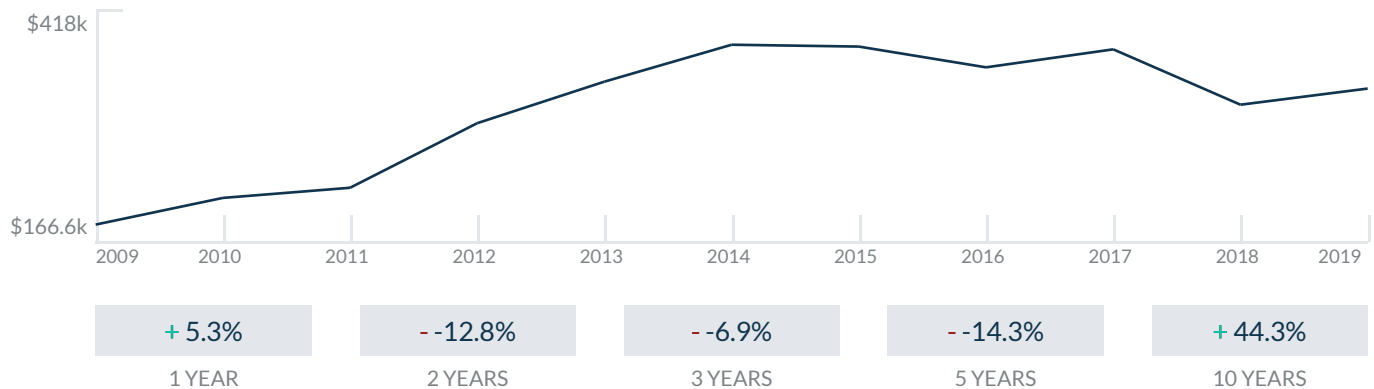
1000 Biscayne Blvd  
Miami, FL 33132

Every month we compile this comprehensive market report focus on 1000 Museum in this convenient and easy to read format. Our datas comes from more than six different sources including MLS Associations, County Offices and Financial Institutions. Get this report for free every month on our website [1000museumcondosforsale.com](http://1000museumcondosforsale.com).

## Property Stats

POSTAL CODE 33132

The property stats graph represents the median price evolution since ten years in your postal code area.



## Similar Properties

DAYS ON THE MARKET

Everyday 3 months we monitor how many days it takes for similar properties to be sold. This is also a good indicator to know when to buy or sale!

1 days

# Mortgage Rates

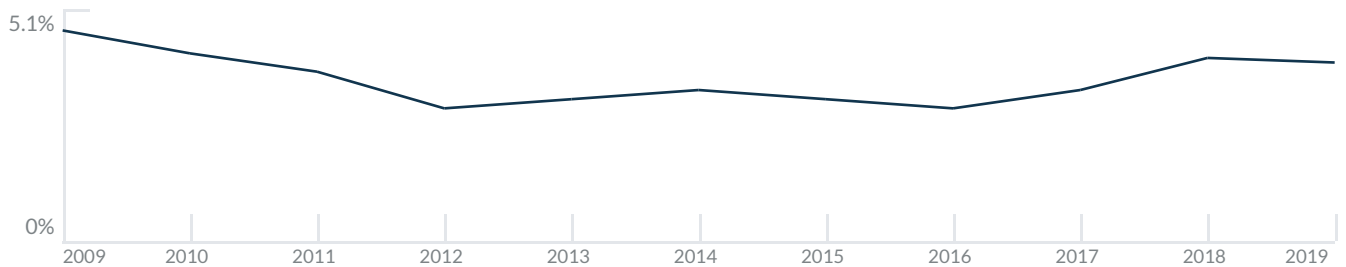
PER YEAR

Understanding mortgage economics is important when you want to buy with a loan. Below is the historical yearly average mortgage rates in the Unites States retrieved from Freddie Mac©

30 YEARS FIXED 4.4%



15 YEARS FIXED 3.9%



5/1-YEAR ADJUSTABLE 3.9%



# Schools

CLOSEST

Having good schools nearby is important if you have kids or plan to rent or sell your home. Ratings are retrieved from the leading independent and nonprofit GreatSchools©

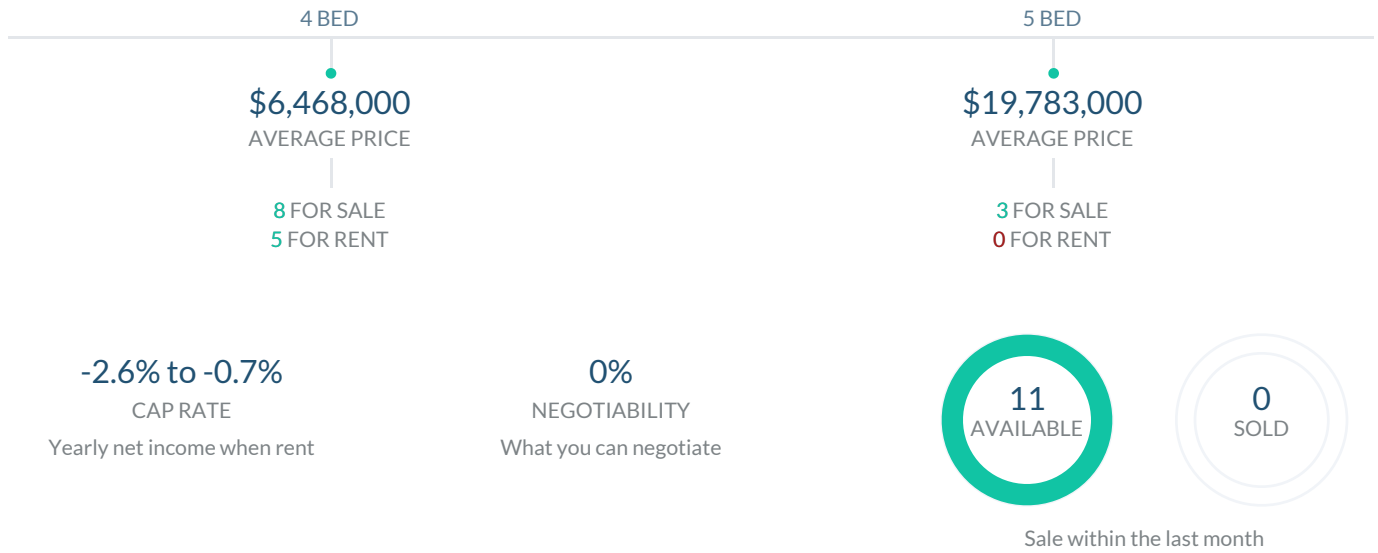
<p>ELEMENTARY SCHOOL</p> <p>Alpha Charter Of Aspire For</p> <p><b>1/10</b></p>	<p>MIDDLE SCHOOL</p> <p>Genio Maria De Hostos Youth Leadership Charter School</p> <p><b>1/10</b></p>	<p>HIGH SCHOOL</p> <p>World School Of The Arts</p> <p><b>10/10</b></p>
--	--	--

## Insights

---

IN 1000 MUSEUM

Below the average listing prices of available unit per property type.



## Activity

---

SOLD OR RENTED

Below the latest transactions reported by the local MLS Association for 1000 Museum

**No Activity**

## Sold

---

LAST 20 PROPERTIES SOLD IN 1000 MUSEUM

Unit	Price	Beds/Baths	\$/Sqft	Sqft	Buying Date	Days on Market
------	-------	------------	---------	------	-------------	----------------

## Rented

---

LAST 20 PROPERTIES RENTED IN 1000 MUSEUM

Unit	Price	Beds/Baths	\$/Sqft	Sqft	Rented Date	Days on Market
------	-------	------------	---------	------	-------------	----------------

## Currently Listed

---

ACTIVE LISTINGS 1/1

Unit	Price	Beds/Baths	\$/Sqft	Sqft	Listing Date	Owner
1002	\$12,500,000	5/6	\$1,495.2	8360	May 2019	N/A
1901	\$25,000/mth	4/5	\$5.4	4635	Aug 2019	N/A
2002	\$23,000/mth	4/5	N/A	N/A	Aug 2019	N/A
2201	\$28,000/mth	4/5	\$6.0	4635	Aug 2019	N/A
2201	\$6,350,000	4/5	\$1,343.3	4727	Aug 2019	N/A
2602	\$5,900,000	4/5	\$1,263.7	4669	May 2019	N/A
3001	\$6,450,000	4/5	\$1,364.5	4727	Aug 2019	N/A
3101	\$6,500,000	4/5	\$1,375.1	4727	Aug 2019	N/A
3101	\$28,000/mth	4/5	\$5.9	4727	Aug 2019	N/A
3201	\$6,450,000	4/5	\$1,364.5	4727	Aug 2019	N/A
3702	\$6,600,000	4/5	\$1,353.6	4876	Apr 2018	N/A
4201	\$6,995,000	4/5	\$1,450.6	4822	Aug 2019	N/A
4802	\$48,000/mth	4/4	N/A	N/A	Aug 2019	N/A
4901	\$6,500,000	4/5	\$1,333.1	4876	Aug 2019	N/A
5301	\$21,850,000	5/6	\$2,097.7	10416	May 2019	N/A
5901	\$25,000,000	5/6	\$2,425.8	10306	Aug 2019	N/A