



1000 Museum

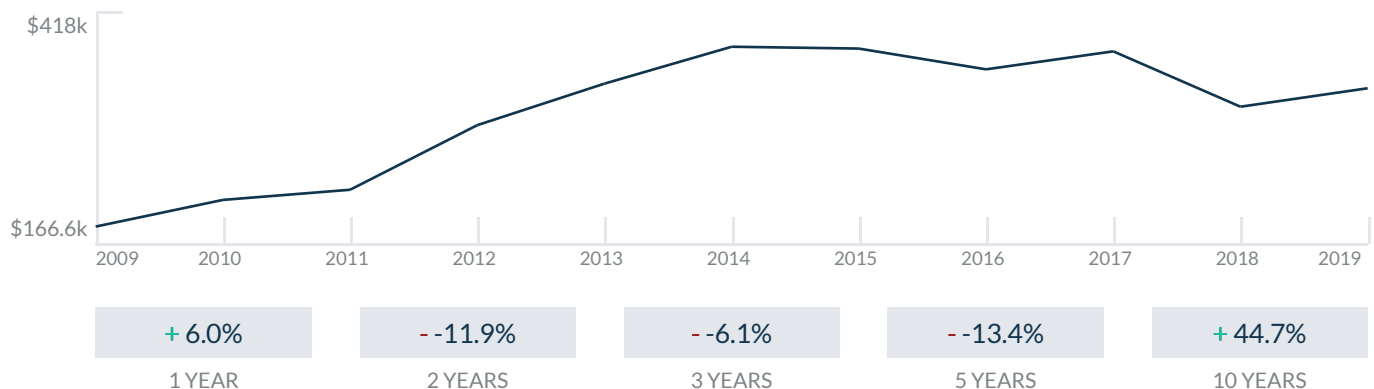
1000 Biscayne Blvd
Miami, FL 33132

Every month we compile this comprehensive market report focus on 1000 Museum in this convenient and easy to read format. Our datas comes from more than six different sources including MLS Associations, County Offices and Financial Institutions. Get this report for free every month on our website 1000museumcondosforsale.com.

Property Stats

POSTAL CODE 33132

The property stats graph represents the median price evolution since ten years in your postal code area.



Similar Properties

DAYS ON THE MARKET

Everyday 3 months we monitor how many days it takes for similar properties to be sold. This is also a good indicator to know when to buy or sale!

1 days

Mortgage Rates

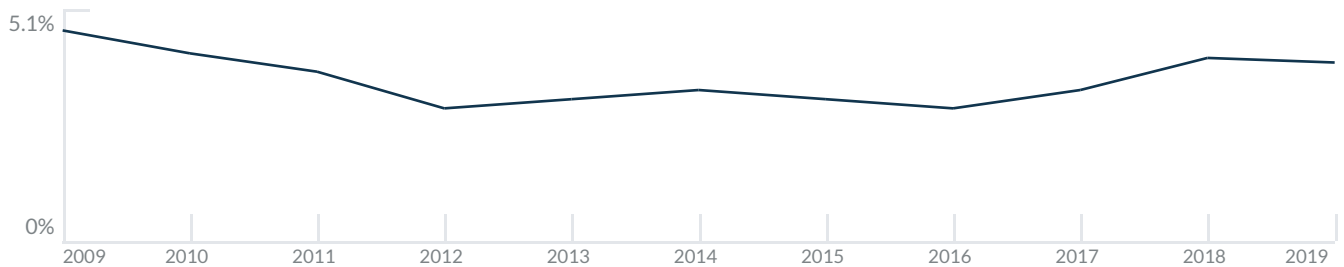
PER YEAR

Understanding mortgage economics is important when you want to buy with a loan. Below is the historical yearly average mortgage rates in the Unites States retrieved from Freddie Mac©

30 YEARS FIXED 4.4%



15 YEARS FIXED 3.9%



5/1-YEAR ADJUSTABLE 3.9%



Schools

CLOSEST

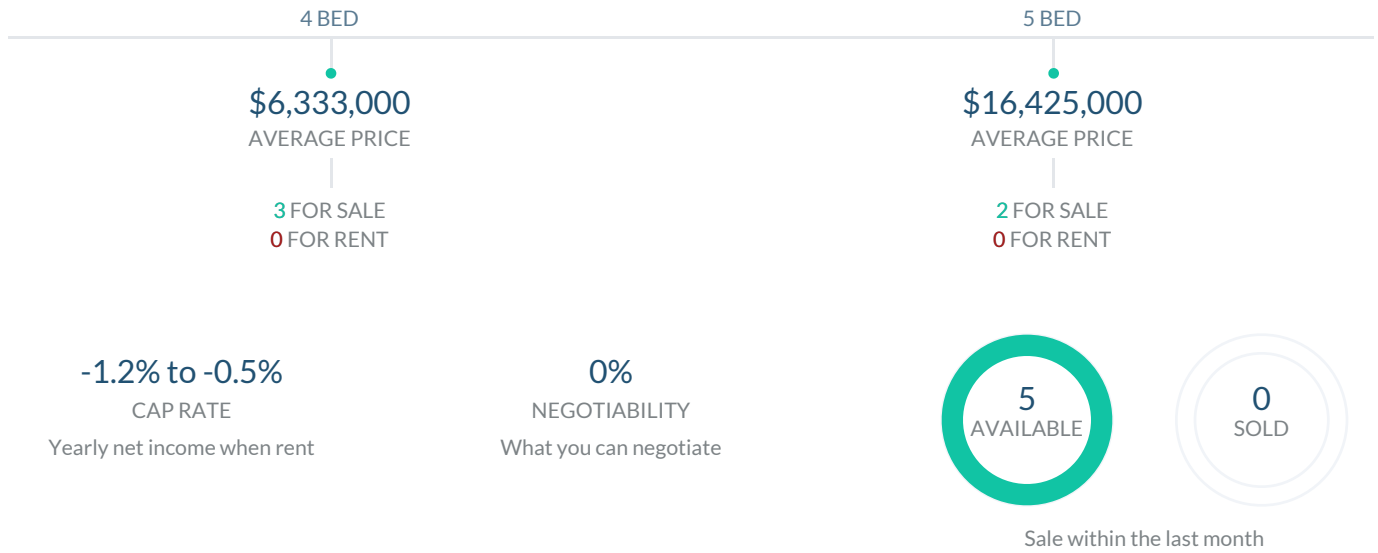
Having good schools nearby is important if you have kids or plan to rent or sell your home. Ratings are retrieved from the leading independent and nonprofit GreatSchools©

ELEMENTARY SCHOOL	MIDDLE SCHOOL	HIGH SCHOOL
Alpha Charter Of Aspire For Genio Maria De Hostos Youth Leadership Charter School	World School Of The Arts	
1/10	1/10	10/10

Insights

IN 1000 MUSEUM

Below the average listing prices of available unit per property type.



Activity

SOLD OR RENTED

Below the latest transactions reported by the local MLS Association for 1000 Museum

No Activity

Sold

LAST 20 PROPERTIES SOLD IN 1000 MUSEUM

Unit	Price	Beds/Baths	\$/Sqft	Sqft	Buying Date	Days on Market
------	-------	------------	---------	------	-------------	----------------

Rented

LAST 20 PROPERTIES RENTED IN 1000 MUSEUM

Unit	Price	Beds/Baths	\$/Sqft	Sqft	Rented Date	Days on Market
------	-------	------------	---------	------	-------------	----------------

Currently Listed

ACTIVE LISTINGS 1/1

Unit	Price	Beds/Baths	\$/Sqft	Sqft	Listing Date	Owner
1202	\$13,250,000	5/6	\$1,588.0	8344	Sep 2018	N/A
1902	\$5,650,000	4/5	\$1,219.0	4635	Jul 2018	N/A
3702	\$6,600,000	4/5	\$1,353.6	4876	Apr 2018	N/A
4002	\$6,750,000	4/5	\$1,393.8	4843	Jul 2018	N/A
5101	\$19,600,000	5/6	\$1,895.9	10338	Sep 2018	N/A