

# Market Report

June, 2023



## 1000 Museum

1000 Biscayne Blvd  
Miami, FL 33132

Every month we compile this comprehensive market report focus on 1000 Museum in this convenient and easy to read format. Our datas comes from more than six different sources including MLS Associations, County Offices and Financial Institutions. Get this report for free every month on our website [1000museumcondosforsale.com](https://www.1000museumcondosforsale.com).

## Property Stats

POSTAL CODE 33132

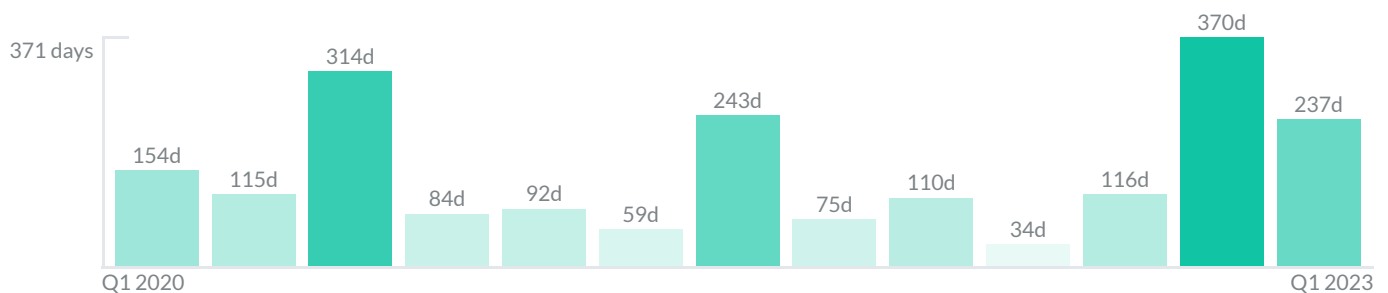
The property stats graph represents the median price evolution since ten years in your postal code area.



## Similar Properties

DAYS ON THE MARKET

Everyday 3 months we monitor how many days it takes for similar properties to be sold. This is also a good indicator to know when to buy or sale!

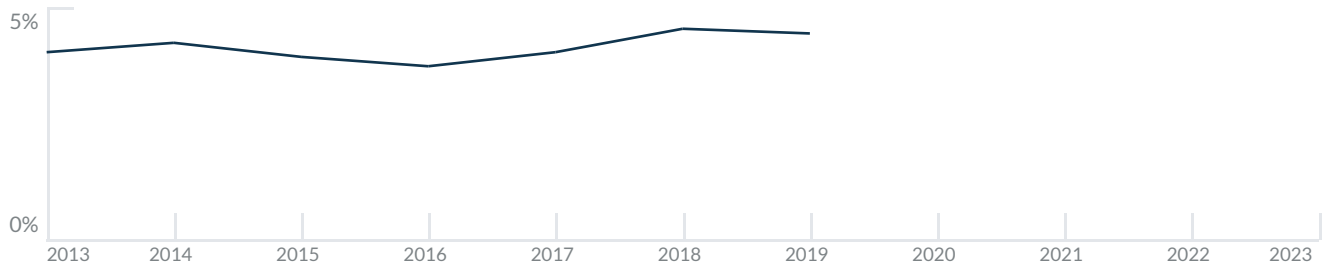


# Mortgage Rates

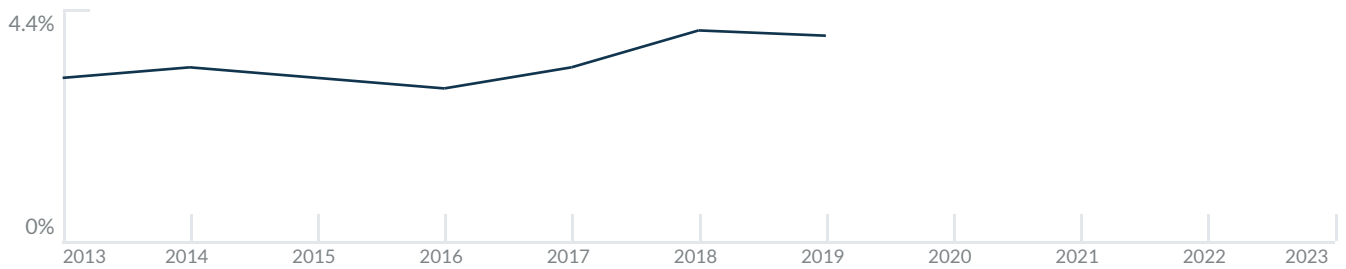
PER YEAR

Understanding mortgage economics is important when you want to buy with a loan. Below is the historical yearly average mortgage rates in the Unites States retrieved from Freddie Mac©

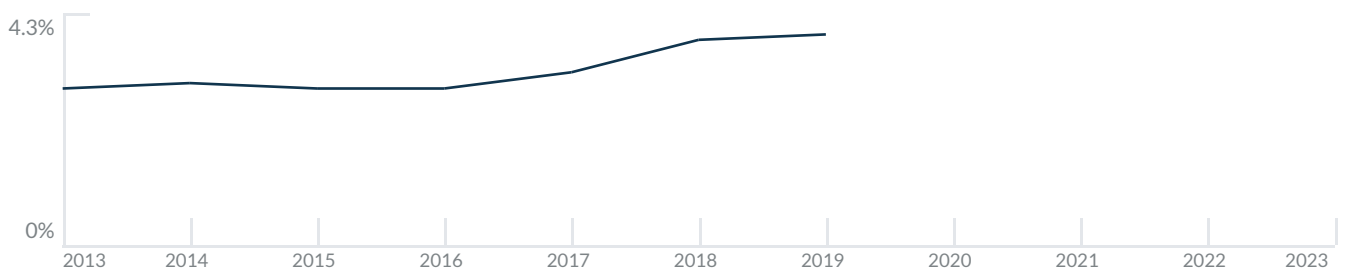
30 YEARS FIXED 4.4%



15 YEARS FIXED 3.9%



5/1-YEAR ADJUSTABLE 3.9%



# Schools

CLOSEST

Having good schools nearby is important if you have kids or plan to rent or sell your home. Ratings are retrieved from the leading independent and nonprofit GreatSchools©

ELEMENTARY SCHOOL	MIDDLE SCHOOL	HIGH SCHOOL
Alpha Charter Of Aspire	Genio Maria De Hostos Youth Leadership Charter School	World School Of The Arts
1/10	1/10	10/10

# Insights

IN 1000 MUSEUM

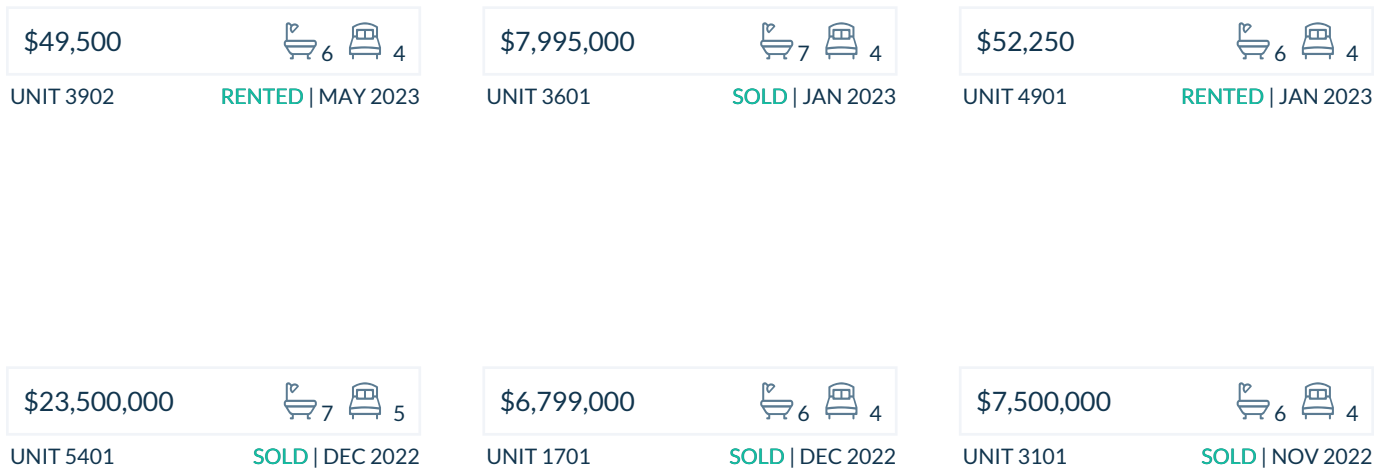
Below the average listing prices of available unit per property type.



# Activity

SOLD OR RENTED

Below the latest transactions reported by the local MLS Association for 1000 Museum



## Sold

LAST 20 PROPERTIES SOLD IN 1000 MUSEUM

Unit	Price	Beds/Baths	\$/Sqft	Sqft	Buying Date	Days on Market
3601	\$7,995,000	4/7	\$1,639.7	4,876	Jan 2023	237
5401	\$23,500,000	5/7	\$2,554.3	9,200	Dec 2022	598
1701	\$6,799,000	4/6	\$1,478.0	4,600	Dec 2022	229
3101	\$7,500,000	4/6	\$1,630.4	4,600	Nov 2022	460
2602	\$7,250,000	4/6	\$1,576.1	4,600	Oct 2022	192
PH-57	\$22,000,000	5/7	\$2,391.3	9,200	Sep 2022	116
3201	\$7,300,000	4/6	\$1,587.0	4,600	May 2022	1
2201	\$7,500,000	4/6	\$1,630.4	4,600	Apr 2022	67
3001	\$7,500,000	4/6	\$1,630.4	4,600	Jan 2022	110
PH-5...	\$22,800,000	5/8	\$2,202.3	10,3...	Dec 2021	12
3002	\$6,800,000	4/6	\$1,438.5	4,727	Dec 2021	159
2902	\$6,599,000	4/6	\$1,434.6	4,600	Dec 2021	53
1602	\$5,995,000	4/5	\$1,303.3	4,600	Sep 2021	46
2202	\$7,400,000	4/5	\$1,608.7	4,600	Jul 2021	123
2501	\$7,390,000	4/6	\$1,606.5	4,600	Jul 2021	655
3902	\$6,950,000	4/6	\$1,425.3	4,876	Jul 2021	157
1501	\$5,450,000	4/6	\$1,175.8	4,635	Jul 2021	233
1902	\$4,700,000	4/6	\$1,021.7	4,600	Jun 2021	28
3402	\$6,300,000	4/6	\$1,353.7	4,654	May 2021	96
TH-1...	\$11,500,000	5/7	\$1,375.6	8,360	May 2021	98

## Rented

LAST 20 PROPERTIES RENTED IN 1000 MUSEUM

Unit	Price	Beds/Baths	\$/Sqft	Sqft	Rented Date	Days on Market
3902	\$49,500	4/6	\$10.2	4,876	May 2023	92
4901	\$52,250	4/6	\$10.7	4,876	Jan 2023	123
2302	\$45,000	4/5	\$9.8	4,600	Oct 2022	15
2901	\$35,000	4/6	\$7.6	4,600	Nov 2021	14
1901	\$35,000	4/6	\$7.6	4,600	Nov 2021	53
4401	\$45,000	4/6	\$9.8	4,600	Nov 2021	142
2401	\$43,000	4/6	\$9.3	4,635	Nov 2021	23
4901	\$38,000	4/6	\$8.3	4,600	Sep 2021	76
1201	\$48,000	5/13	\$5.7	8,400	Jun 2021	51
2802	\$25,000	4/5	\$5.4	4,600	May 2021	36
2602	\$29,000	4/5	\$6.3	4,600	May 2021	6
2101	\$30,000	4/5	\$6.5	4,600	May 2021	30
2801	\$25,000	4/5	\$5.4	4,600	Apr 2021	10
3001	\$27,000	4/6	\$5.9	4,600	Mar 2021	4
4802	\$29,000	4/6	\$6.1	4,755	Feb 2021	24
3802	\$25,000	4/6	\$5.4	4,600	Jan 2021	40
2101	\$23,000	4/5	\$5.0	4,600	Dec 2020	16
4401	\$35,000	4/6	\$7.6	4,600	Nov 2020	148
2501	\$27,000	4/6	\$5.8	4,635	Nov 2020	62
4802	\$29,500	4/6	\$6.2	4,755	Oct 2020	38

## Currently Listed

---

ACTIVE LISTINGS 1/2

Unit	Price	Beds/Baths	\$/Sqft	Sqft	Listing Date	Owner
TH-1...	\$17,800,000	5/13	\$2,119.0	8400	Nov 2022	N/A
PH-5...	\$130,000/mth	5/7	\$12.6	10353	Nov 2022	N/A
TH-1...	\$14,000,000	5/13	\$1,666.7	8400	May 2023	N/A
PH52	\$80,000/mth	5/7	\$7.7	10353	May 2023	N/A
1202	\$14,599,000	5/13	\$1,738.0	8400	Nov 2022	N/A
1202	\$16,999,000	5/13	\$2,023.7	8400	May 2023	N/A
1701	\$41,000/mth	4/5	\$8.9	4600	May 2023	N/A
2101	\$48,000/mth	4/5	\$10.4	4600	Nov 2022	N/A
2101	\$49,000/mth	4/5	\$10.7	4600	Mar 2023	N/A
2302	\$7,800,000	4/6	\$1,695.7	4600	Nov 2022	N/A
2401	\$48,500/mth	4/6	\$10.5	4635	Nov 2022	N/A
2401	\$7,995,000	4/6	\$1,724.9	4635	May 2023	N/A
2701	\$33,000/mth	4/5	\$7.2	4600	Nov 2022	N/A
2701	\$7,450,000	4/5	\$1,619.6	4600	Nov 2022	N/A
3201	\$39,900/mth	4/6	\$8.7	4600	Nov 2022	N/A
3702	\$7,999,999	4/6	\$1,739.1	4600	May 2023	N/A
3801	\$40,000/mth	4/6	\$8.2	4876	Apr 2023	N/A
4401	\$8,500,000	4/6	\$1,847.8	4600	Apr 2023	N/A
4601	\$52,250/mth	4/6	\$11.4	4600	Feb 2023	N/A
4901	\$8,900,000	4/6	\$1,825.3	4876	Jan 2023	N/A

## Currently Listed

---

ACTIVE LISTINGS 2/2

Unit	Price	Beds/Baths	\$/Sqft	Sqft	Listing Date	Owner
4902	\$8,900,000	4/6	N/A	N/A	Aug 2022	N/A
4902	\$42,000/mth	4/6	\$8.6	4876	Feb 2023	N/A
4902	\$45,000/mth	4/5	\$9.2	4876	May 2023	N/A
4902	\$8,700,000	4/5	\$1,891.3	4600	May 2023	N/A